

EXCEL
life

S M A R T

STYLE
MEETS
SMART
HOME



CATALOGUE
PAGES
INSIDE

THE GLOBAL SPECIALIST
IN ELECTRICAL AND DIGITAL BUILDING INFRASTRUCTURES

 **legrand**[®]



MAKE IT SMART

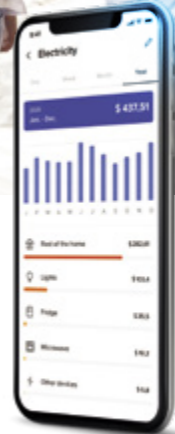
SIMPLIFY DAILY LIFE



Introducing **Excel Life Smart** - a collection of smart wiring devices second to none. Combining local design and engineering with world-class smart home technology by Netatmo, this collection of switches and powerpoints blends seamlessly with existing Excel Life installations with the added convenience of full home control using a wall switch, smart phone or voice via a digital assistant.

Enjoy convenience, security and greater energy efficiency without the need to replace existing lighting or appliances.

Smarter than your average switch!



ENERGY MANAGEMENT

EASY TO INSTALL



EXCEL LIFE DESIGN
BASED ON 240V a.c. WIRING

INTEGRATED SMART
TECHNOLOGY

FUTURE-PROOF TECHNOLOGY

COMPATIBLE
WITH ALL DIGITAL
ASSISTANTS



DATA SAFETY




LEGRAND OWNED CLOUD



HIGH-LEVEL
ENCRYPTION

"RELOCATE ME
ANYWHERE"



2 GANG SWITCH
EWN770/2WE



SINGLE GPO
EWN787MB



WIRELESS SWITCH
EWNWS1MW

MUST BE ORDERED FOR ANY CONNECTED INSTALLATION

STEP 1: Gateway or Starter kit



412181 EWNSKITWE

Used to control your home remotely (lighting and electrical appliances) using a smartphone via the Home + Control App and/or voice control (via a voice assistant). Must be ordered for any connected installation. The individual connected products can be added to the gateway or starter kit. 2.4GHz Wi-Fi connection required.

Pack	Cat No.	Gateway
1	412181	<p>Gateway</p> <p>Used to create a connected installation.</p> <ul style="list-style-type: none"> - 1 Gateway 240V a.c. Wi-Fi 2.4GHz 802.11 b/g/n Zigbee 2.4GHz to 2.4835GHz. DIN rail mounting. 2 modules DIN.
		<p>Starter kit</p> <p>Used to create a connected installation</p> <p>Includes:</p> <ul style="list-style-type: none"> - 1 Gateway 240V a.c. Wi-Fi 2.4GHz 802.11 b/g/n Zigbee 2.4GHz to 2.4835GHz. Supplied with support frame, grid & plate. - 1 Wireless master switch with preset scenarios which can be customised in the Home + Control App. Supplied with CR2032 3V battery for power supply and 4 removable stickers for wall installation. LED function for low battery indication. Supplied with support frame and coverplate. Zigbee 2.4GHz to 2.4835GHz
1	EWNSKITWE	○ White
1	EWNSKITMW	○ Matt White
1	EWNSKITMB	● Matt Black

STEP 2: Connected products



EWN770/1WE EWN770/3MW EWNDIM1MW EWNDIM2MB EWN787MW

Used to complete your connected installation, requires prior installation of a gateway or starter kit.

Pack	Cat No.	Smart devices - Wired (240V a.c.)
1	EWN770/1WE	<p>240V a.c.</p> <p>3 wire</p> <p>Compatible with most traditional and LED lighting loads</p> <p>Zigbee 2.4GHz to 2.4835GHz</p> <p>Horizontal or Vertical orientation</p> <p>Smart switch</p> <p>Max. load 100W</p> ○ White - 1 gang ○ Matt White - 1 gang ● Matt Black - 1 gang
1	EWN770/1MW	○ White - 2 gang ○ Matt White - 2 gang ● Matt Black - 2 gang
1	EWN770/2WE	○ White - 3 gang ○ Matt White - 3 gang ● Matt Black - 3 gang
1	EWN770/2MW	○ White - 2 gang ○ Matt White - 2 gang ● Matt Black - 2 gang
1	EWN770/2MB	○ White - 2 gang ○ Matt White - 2 gang ● Matt Black - 2 gang
1	EWN770/3WE	○ White - 3 gang ○ Matt White - 3 gang ● Matt Black - 3 gang
1	EWN770/3MW	○ White - 3 gang ○ Matt White - 3 gang ● Matt Black - 3 gang
1	EWN770/3MB	○ White - 3 gang ○ Matt White - 3 gang ● Matt Black - 3 gang
		<p>Smart dimmer</p> <p>Max. load 150W</p> <p>Dimmer mode and LED locator can be activated in the Home + Control app.</p> ○ White - 1 gang ○ Matt White - 1 gang ● Matt Black - 1 gang
1	EWNDIM1WE	○ White - 2 gang ○ Matt White - 2 gang ● Matt Black - 2 gang
1	EWNDIM1MW	○ White - 2 gang ○ Matt White - 2 gang ● Matt Black - 2 gang
1	EWNDIM1MB	○ White - 2 gang ○ Matt White - 2 gang ● Matt Black - 2 gang
1	EWNDIM2WE	○ White - 3 gang ○ Matt White - 3 gang ● Matt Black - 3 gang
1	EWNDIM2MW	○ White - 3 gang ○ Matt White - 3 gang ● Matt Black - 3 gang
1	EWNDIM2MB	○ White - 3 gang ○ Matt White - 3 gang ● Matt Black - 3 gang
1	EWNDIM3WE	○ White - 3 gang ○ Matt White - 3 gang ● Matt Black - 3 gang
1	EWNDIM3MW	○ White - 3 gang ○ Matt White - 3 gang ● Matt Black - 3 gang
1	EWNDIM3MB	○ White - 3 gang ○ Matt White - 3 gang ● Matt Black - 3 gang
		<p>Smart single powerpoint</p> <p>Used to control electrical appliances remotely</p> <p>Can be paired with one or more wireless switch to create a controlled socket</p> <p>10A 240V a.c.</p> <p>Measures instantaneous power and monitors daily and monthly consumption, plus sends configurable notifications (fault, consumption, etc)</p> <p>Zigbee 2.4GHz to 2.4835GHz</p> ○ White ○ Matt White ● Matt Black
1	EWN787WE	○ White
1	EWN787MW	○ Matt White
1	EWN787MB	● Matt Black

Red catalogue number: new product

STEP 2: Connected products



0 648 99



EWNM770WE EWNMDIMMW EWN770/3GPLMB

Pack	Cat No.	Smart devices - Wired (240V a.c.)
1	5 742 43	<p>ON/OFF switch 100 W LED, wired</p> <p>Compatible with all loads:</p> <ul style="list-style-type: none"> - LEDs and CFL lamps: 100 W LED - Incandescent and halogen lamps: 300 W - ELV halogen and CFL lamps with separate ballast: 250 VA <p>Switch with dimmer option, 150 W LED, wired</p> <p>For local or remote ON/OFF / dimming control of lighting</p> <p>Compatible with all loads:</p> <ul style="list-style-type: none"> - dimmable LEDs and CFL lamps: 150 W LED - Incandescent and halogen lamps: 150 W - ELV halogen and CFL lamps with separate ballast: 150 VA
1	0 648 99	<p>Connected curtain/roller blind micromodule</p> <p>For local and remote control of a 230 V~ roller blind (raise/lower/stop functions and level management)</p> <p>Compatible with roller blinds with mechanical or electronic stop, not compatible with radio-controlled roller blinds. Can be paired with one or more roller blind wireless switches. To be installed in the ceiling box or roller blind box to connect a new or existing roller blind.</p>
1	067697	

Pack	Cat No.	Smart mechanisms - Wired (240V a.c.)
1	EWNM770WE	<p>Switch mechanisms</p> <p>240V a.c.</p> <p>3 wire</p> <p>Max. load 100W</p> <p>Compatible with most traditional and LED lighting loads.</p> ○ White ○ Matt White ● Matt Black
1	EWNM770MW	○ White ○ Matt White ● Matt Black
1	EWNM770MB	○ White ○ Matt White ● Matt Black
		<p>Dimmer mechanisms</p> <p>240V a.c.</p> <p>3 wire</p> <p>Max. load 150W</p> <p>Compatible with most traditional and LED lighting loads.</p> <p>Zigbee 2.4GHz to 2.4835GHz</p> <p>Dimmer mode and LED locator can be activated in the Home + Control app.</p> ○ White ○ Matt White ● Matt Black
1	EWNMDIMWE	○ White ○ Matt White ● Matt Black
1	EWNMDIMMW	○ White ○ Matt White ● Matt Black
1	EWNMDIMMB	○ White ○ Matt White ● Matt Black
		<p>Grid & plates</p> <p>To be equipped with Excel Life Smart mechanisms</p> ○ White - 1 gang ○ Matt White - 1 gang ● Matt Black - 1 gang
1	EWN770/1GPLWE	○ White - 1 gang ○ Matt White - 1 gang ● Matt Black - 1 gang
1	EWN770/1GPLMW	○ White - 1 gang ○ Matt White - 1 gang ● Matt Black - 1 gang
1	EWN770/1GPLMB	○ White - 1 gang ○ Matt White - 1 gang ● Matt Black - 1 gang
1	EWN770/2GPLWE	○ White - 2 gang ○ Matt White - 2 gang ● Matt Black - 2 gang
1	EWN770/2GPLMW	○ White - 2 gang ○ Matt White - 2 gang ● Matt Black - 2 gang
1	EWN770/2GPLMB	○ White - 2 gang ○ Matt White - 2 gang ● Matt Black - 2 gang
1	EWN770/3GPLWE	○ White - 3 gang ○ Matt White - 3 gang ● Matt Black - 3 gang
1	EWN770/3GPLMW	○ White - 3 gang ○ Matt White - 3 gang ● Matt Black - 3 gang
1	EWN770/3GPLMB	○ White - 3 gang ○ Matt White - 3 gang ● Matt Black - 3 gang

Red catalogue number: new product

STEP 2: Connected products



EWNWSW1WE




067694



574252



EWNWMSWE



EWNWBLIWE



EWN3GPLWE

Used to complete your connected installation, requires prior installation of a Starter kit cat no. EWNKIT series or DIN-rail gateway cat no. 412181

Used to complete your connected installation, requires prior installation of a gateway or starter kit.

Pack	Cat No.	Smart wireless switches and controls
1	EWNWSW1WE	Wireless Switch or dimmer Supplied complete with CR2032 3V battery and 4 stickers to mount on walls. Zigbee 2.4GHz to 2.4835GHz. ○ White - 1 Gang - Stand-alone ○ Matt White - 1 Gang - Stand-alone ● Matt Black - 1 Gang - Stand-alone
1	EWNWSW1MW	
1	EWNWSW1MB	
1	EWNWCWE	Wireless Switch ○ White - 1 Gang - Clip-in grid ○ Matt White - 1 Gang - Clip-in grid ● Matt Black - 1 Gang - Clip-in grid
1	EWNWCMW	
1	EWNWCMB	
1	EWNWCDWE	Wireless Dimmer ○ White - 1 Gang - Clip-in grid ○ Matt White - 1 Gang - Clip-in grid ● Matt Black - 1 Gang - Clip-in grid
1	EWNWCDMW	
1	EWNWCDB	
1	067694	Wireless auxiliary switch Allows to transform a mechanical 2-way switch into a wireless on/off switch. Small size for easy integration into the wall box To be paired with one connected switch, micro-module, socket outlet Supplied with CR2032 3V long-life battery for powersupply
1	574252	Motion sensor Allows to control up to 20 wired switches, micromodules and socket outlets Easy pairing by tapping the wired products Supplied with 2 x AA battery For indoor and outdoor use Recommended distance between 2 sensors: 6 m Recommended installation height: 2.5 m Time delay adjustable from 1 to 30 min Range: 8 m Detection angle: 140° Sensor range adjustable from 2 m to 8 m Light level threshold adjustable from 1 to 1000 lux

Pack	Cat No.	Wireless - Master Switch
1	EWNWMSWE	○ White - Stand-alone ○ Matt White - Stand-alone ● Matt Black - Stand-alone
1	EWNWMSMW	
1	EWNWMSMB	
1	EWNWCMSWE	○ White - Clip-in grid ○ Matt White - Clip-in grid ● Matt Black - Clip-in grid
1	EWNWCMSMW	
1	EWNWCMSMB	
1	EWNWBLIWE	Wireless Shutter/Blind Switch ○ White - Stand-alone ○ Matt White - Stand-alone ● Matt Black - Stand-alone
1	EWNWBLIMW	
1	EWNWBLIMB	
1	EWNWCBLIWE	○ White - Clip-in grid ○ Matt White - Clip-in grid ● Matt Black - Clip-in grid
1	EWNWCBLIMW	
1	EWNWCBLIMB	
1	EWN1GPLWE	Grid & plates for clip-in wireless Master switch or Shutter/Blind or dimmer For 1 x Wireless clip-in Master switch or Shutter/blind or dimmer ○ White ○ Matt White ● Matt Black
1	EWN1GPLMW	
1	EWN1GPLMB	
1	EWN2GPLWE	For 1 x Wireless clip-in Master switch or Shutter/Blind or dimmer + 1 x smart switch or dimmer (240V a.c.) ○ White ○ Matt White ● Matt Black
1	EWN2GPLMW	
1	EWN2GPLMB	
1	EWN3GPLWE	For 1 x Wireless clip-in Master switch or Shutter/Blind or dimmer + 2 x smart switches or dimmers (240V a.c.) ○ White ○ Matt White ● Matt Black
1	EWN3GPLMW	
1	EWN3GPLMB	
1	EWN4GPLWE	For 2 x Wireless clip-in Master switch or Shutter/Blind or dimmer ○ White ○ Matt White ● Matt Black
1	EWN4GPLMW	
1	EWN4GPLMB	
1	EWN5GPLWE	For 2 x Wireless clip-in Master switch or Shutter/Blind or dimmer + 1 x smart switch or dimmer (240V a.c.) ○ White ○ Matt White ● Matt Black
1	EWN5GPLMW	
1	EWN5GPLMB	
1	EWN6GPLWE	For 3 x Wireless clip-in Master switch or Shutter/Blind or dimmer ○ White ○ Matt White ● Matt Black
1	EWN6GPLMW	
1	EWN6GPLMB	

Red catalogue number: new product



INTRODUCING ELIOT: Legrand's connected devices programme that helps bring smart, energy-efficient buildings to life. With Eliot, Legrand is constantly innovating to make the connected home simpler to access and use with an ever-increasing choice of solutions.



NETATMO CAMERAS AND WEATHER STATIONS



DOOR ENTRY SYSTEMS



ARTEOR WITH NETATMO SWITCHES & SOCKETS



SMART DOWNLIGHTS



GALAXY - CONNECTED EMERGENCY LIGHTING SYSTEM

EXCEL LIFE SMART SWITCHES & SOCKETS

Disclaimer: The information provided in this document is intended for informational purposes only has been prepared and reviewed with all reasonable care, believed to be correct at the time of printing. Legrand Australia and New Zealand may also make improvements and/or changes in the products, pricing and/or programs described in this information at any time without notice.



Legrand Australia
Building 4, Nexus Industry Park
43-47 Lyn Pde Prestons NSW 2170
1300 369 777
www.legrand.com.au

Legrand New Zealand
106-124 Target Road Glenfield
Auckland 0627 New Zealand
0800 476 009
www.legrand.co.nz